


Gearbox Cooling and Filtration

Offline Lube Skid Kidney Loop Systems



Description

The Gear Box series is a modular design to fit most lubrication and filter applications for gearboxes. The Offline filtration and cooler skids are a compact system with high efficiency, high capacity elements capable of removing particulate contamination quickly and economically. Equipped with an integral cooler, air or water, the filtration package can take overheated oil and safely return it to your reservoir at a lower temperature

Features and Benefits

- Single filter element or Element with changeover feature
- Protects and Extends the life of expensive components
- Minimizes downtime and maintenance costs
- Base ported filter housings provide quick and easy element replacement

Applications

- Supplemental Filtration
- In-Plant Maintenance
- Injection Molding Machines
- Machine Tools
- wGear Boxes

Porting Data

	3 & 6 GPM		10 & 20 GPM	
	Inlet	Outlet	Inlet	Outlet
GB-A-RLD40	-24 MJIC	-20 FORB	-32 MJIC	-20 FORB
GB-A-GK18/GK18CO	-24 NPT	-20 FORB	-32 NPT	-20 FORB
GB-W-RLD40	-24 MJIC	-16 MJIC	-32 MJIC	-16 MJIC
GB-W-GK18/GK18CO	-24 NPT	-16 MJIC	-32 NPT	-16 MJIC

Technical Specifications

Flow Rating	3, 6, 10, & 20 GPM
Voltage	460VAC with Motor Starter
Filter Bypass	GK18 / GK18CO: 40psi FLND: 40psi
Fluid Temperature	8°C (46°F) to 80°C (176°F)
Ambient Temperature	10°C (40°F) to 40°C (104°F)
Standard Viscosity - AIR Cooler	250-5000 SUS (54-1000 cSt)
Standard Viscosity - WATER Cooler	250-5000 SUS (54-1000 cSt)
Fluids	Gear Oil: Up to VG320 Mineral Oil: DIN 51524 Part 1 & Part 2 Water Glycol: HFC based

*Suction hose not to exceed 12 feet

**Recommend discharge hose 1.0" or greater, down stream pressure not to exceed 20psi

Model Code

GB - A - GK18 - 03 - B - 7 - BM - -

Series _____
GB = Gearbox offline skid kidney loop system

Cooler Type _____
 A = Air **W** = Water

Filter _____
 GK18 = One 18" top-ported filter housing
 GK18CO = Two 18" top-ported filter housings with Change-Over
 FLND400 = Filter housing with Change-Over

Element Size (micron) _____
 03, 05, 10, 2d = Betamicon GeoSeal® Absolute Filtration Rating ($\beta_{x(c)} \geq 1000$)

Starter Control Options _____
 N = None
 A = 230 VAC
 B = 460 VAC

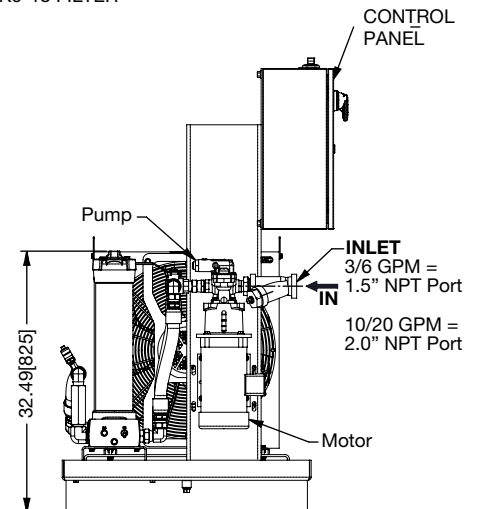
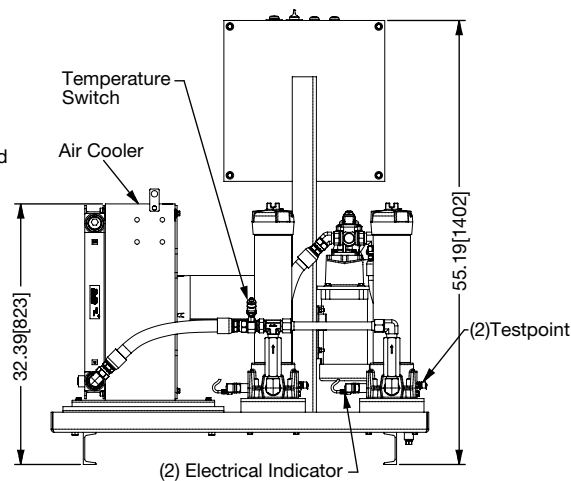
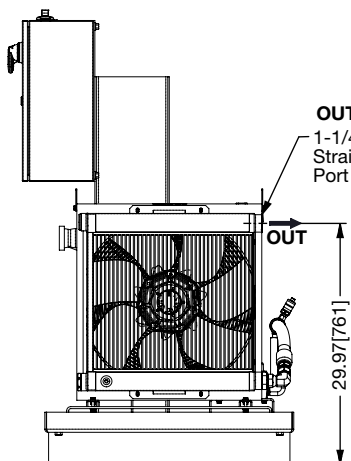
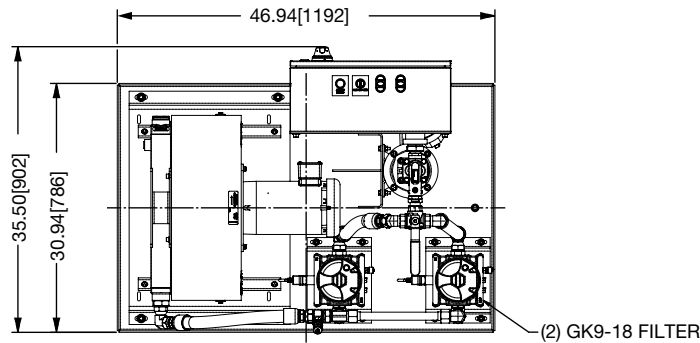
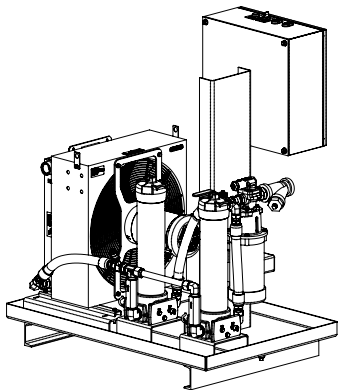
Pump Flow Rate (gpm) _____
 3, 6, 10, 20

Indicator _____
 Omit = Visual Indicator (standard on water cooler option)
 D = Visual/Electrical Indicator (standard for air cooler; optional for water cooler)

Options _____
Bypass Pressure Setting _____
 Omit = 40 psi

Gauges _____
 T = Temperature Readout
 TS = Temperature Sensor (standard on air cooler models)
 P = Pressure Gauge

Dimensions GB-A-GK18CO



Dimensions
GB-W-FLND400

